

# Safety Breakaway Devices

## SZ Series


(Cable Release) Breakaway Coupling

opw®

Engineered Systems

### SAFER.

The unique cable control is specifically designed to trigger separation, protecting against unintended pull-aways, protecting loading arms and hose lines from stress and spills.



Shown with optional proximity switch

### CLEANER.

High-value fluid and gas transfer is protected by two non-return valves, positively shutting both ends instantly. This enables immediate separation, preventing product loss.

### FASTER.

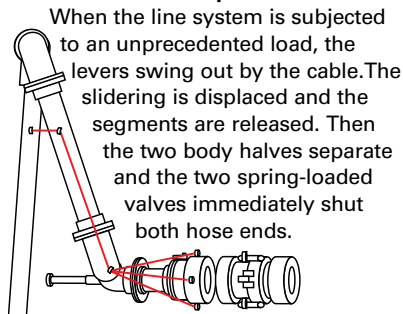
Immediate separation occurs at individually determined straight or angular pulling force. This non-destructive separation allows for easy reassembly.

- Protect hoses and connection components
- Protect loading rack facilities and personnel
- Reconnectable
- For use with tank trucks, railcars, barges or ships
- Proven track record, more than 25 years of reliability in the industry

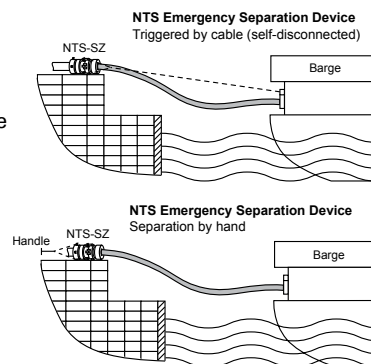
### SPECIFICATIONS AND MATERIALS OF CONSTRUCTION

Connections	FNPT or Flange (150/300#)
Sizes	1", 2", 3", 4", 6"
Max. Pressure	150 to 600 psi
Materials	316 SST, Anodized Aluminum (others available upon request)
Seals	Fluorocarbon, EPDM, Chemraz®

#### SZ Series Breakaway Coupling Installation Example



When the line system is subjected to an unprecedented load, the levers swing out by the cable. The sliding is displaced and the segments are released. Then the two body halves separate and the two spring-loaded valves immediately shut both hose ends.



#### SZ Loading Arm Marine Installation Example

Note: The length of the SZ cable must be shorter than the maximum movement of the loading arm hose in order to trigger the separation.

**NTS \* - SZ - T - A - 02 02**

<p><b>Breakaway</b> - 316 Stainless Steel</p>	<p><b>Series</b> SZ = Cable Release PU = Pull-Away</p>	<p><b>Connection</b> T = FNPT x FNPT F = 150 lb RF x 300 lb RF F3 = 300 lb RF x 300 lb RF</p>	<p><b>Size</b> 02 = 2" 03 = 3" 04 = 4" 06 = 6"</p>	<p><b>Material</b> A = Anodized Aluminum S = 316 Stainless Steel</p>	<p><b>Seals</b> 02 = Fluorocarbon 03 = EPDM 04 = Chemraz®</p>
---	--	---	--	--	---

\* Other materials and seals upon request. Specifications and conditions may vary.

# Safety Breakaway Devices



## NTS-PU Series Breakaway Coupling (Pull-Away) Breakaway Coupling

### SAFER.

Protect loading rack facilities, hoses and personnel by preventing damage and spills during a pull-away incident.

### CLEANER.

High-value fluid and gas transfer is protected by two spring-loaded valves for maximum protection with a minimum of fluid loss.

### FASTER.

Immediate separation occurs at individually determined straight or angular pulling force. This non-destructive separation allows easy reassembly, with no shear pins, tools or spare parts required.

- Protect loading-arm components
- Protect loading facility and personnel
- Prevent spills
- Reconnectable

For information on Safety Breakaway Couplings or Seal Replacement Kits, visit [www.opw-es.com](http://www.opw-es.com)



### SPECIFICATIONS AND MATERIALS OF CONSTRUCTION

Connections	FNPT or Flange (150/300#)
Sizes	1", 2", 3", 4", 6" (sizes up to 12" available upon request)
Max. Pressure	360 psi (Alu 232 psi)
Materials	316 SST, Annodized Aluminum (others available upon request)
Seals	Fluorocarbon, EPDM, Chemraz®



See a video featuring the NTS-PU Series Breakaway Couplings in action on our YouTube channel: [www.YouTube.com/user/opwFTG](http://www.YouTube.com/user/opwFTG)

