

D2000™

The OPW D2000™ Actuator Series is designed for those applications that require automatic closure from only one flow direction. Ideal for vapor recovery and suction pump applications.

Benefits

- **Ease of Use** – Lever-actuated, single poppet design provides for smooth, easy opening and closing operation.
- **Reliability and Durability** – Heavy duty aluminum or stainless steel construction (corrosion resistance comparable to 304 Stainless Steel).
- **Best Dry Disconnect Valve** – Easy to clean, easy to use, quality construction in a low-cost design.

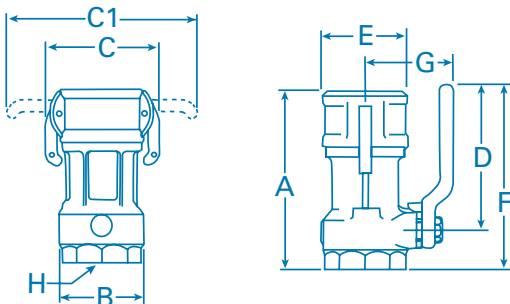
Features

- **Single poppet design.**
- **Available in 1 1/2" and 2" sizes.**
- **Available in** – stainless steel or aluminum construction with a choice of seals, including Buna-N, Viton®, EPT, Teflon®, and Chemraz®.
- **Cam and Groove Design** – Provides for 360° coupling orientation and makes connection/disconnection smooth and easy.
- **Compatible with Kamvalok® adaptors.**



Dimensions

SIZE IN INCHES (Nominal)	3/4"	1 1/2"	2"	3"
A Length of Body	5-3/8"	6-25/32"	7-9/32"	9-3/4"
B Diameter of Body	1-7/8"	2-15/16"	3-33/64"	5-1/2"
C Distance across Cam Arms – closed	2-3/4"	3-15/16"	4-5/16"	7-21/32"
C1 Distance across Cam Arms – open	4-7/8"	8-1/16"	8-9/16"	15-1/4"
D Centerline of Stem to end of Lever	3-1/8"	6"	6-1/16"	7-1/4"
E Diameter of Coupler End	1-7/8"	2-15/16"	3-1/8"	5-1/2"
F Length, Pipe End to end of Lever	NA	7-1/2"	7-11/16"	9-3/4"
G Centerline of Coupler to outside of Lever	2-1/8"	3-17/32"	3-17/32"	5-3/8"
H Pipe Thread (NPT)	3/4"	1-1/2"	2"	3"



Ordering Specifications

Stainless Steel D2000™ Couplers - Female NPT

Prod. No.	Size/Description
2271D-SS15	1-1/2" Stainless Steel, Buna Seals
2271D-SS20	2" Stainless Steel, Buna Seals
2272D-SS15	1-1/2" Stainless Steel, Viton® Seals
2272D-SS20	2" Stainless Steel, Viton® Seals
2274D-SS15	1-1/2" Stainless Steel, EPT Seals
2274D-SS20	2" Stainless Steel, EPT Seals
2275D-SS15	1-1/2" Stainless Steel, Teflon® & Kalrez® Seals
2275D-SS20	2" Stainless Steel, Teflon® & Kalrez® Seals

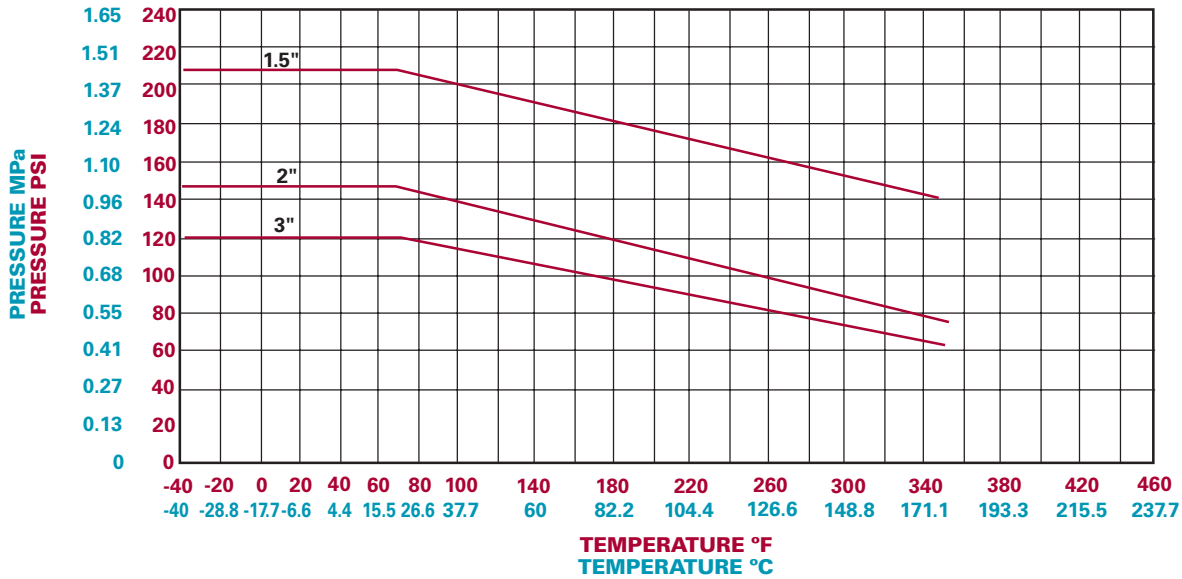
Aluminum D2000™ Couplers - Female NPT

Prod. No.	Size/Description
2261D-AL15	1-1/2" Aluminum, Buna Seals
2261D-AL20	2" Aluminum, Buna Seals
2262D-AL15	1-1/2" Aluminum, Viton® Seals
2262D-AL20	2" Aluminum, Viton® Seals
2264D-AL15	1-1/2" Aluminum, EPT Seals
2264D-AL20	2" Aluminum, EPT Seals
2265D-AL15	1-1/2" Aluminum, Teflon® Silicone Seals
2265D-AL20	2" Aluminum, Teflon® Silicone Seals

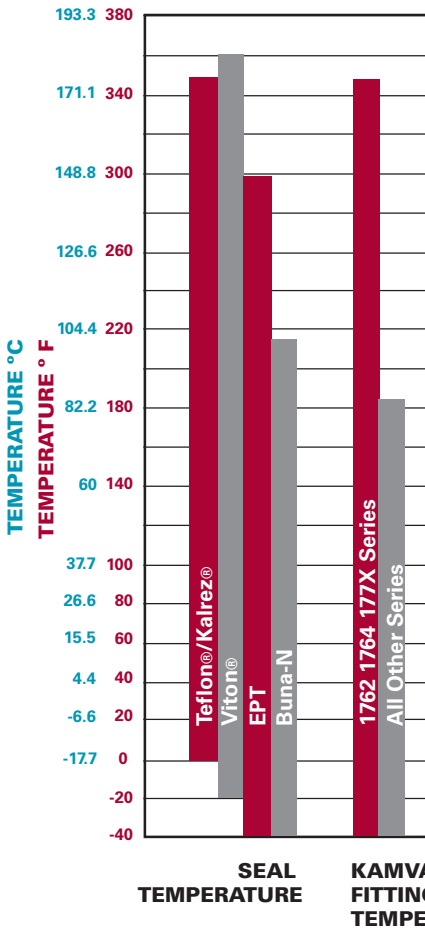
IMPORTANT: OPW products should be used in compliance with applicable federal, state, provincial, and local laws and regulations. Product selection should be based on physical specifications and limitations and compatibility with the environment and materials to be handled. OPW MAKES NO WARRANTY OF FITNESS FOR A PARTICULAR USE. All illustrations and specifications in this literature are based on the latest product information available at the time of publication. OPW reserves the right to make changes at any time in prices, materials, specifications and models and to discontinue models without notice or obligation.

1700D SERIES & D2000™ SERIES

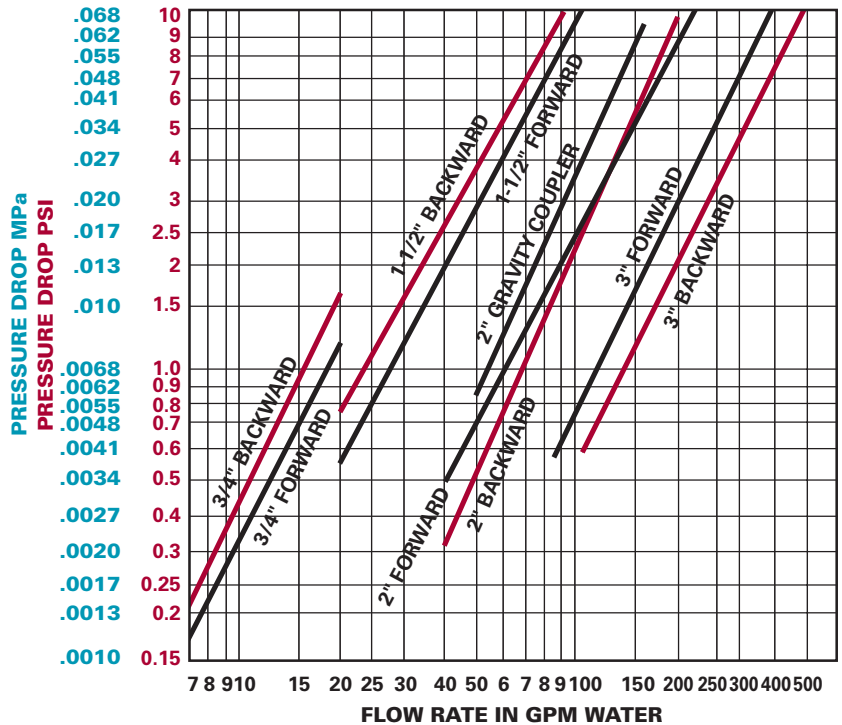
PRESSURE CHARACTERISTICS



TEMPERATURE CHARACTERISTICS



FLOW CHARACTERISTICS



LEGEND:

- Forward Flow From Coupler Through Adaptor
- Backward Flow From Adaptor Through Coupler

NOTE: For flow information on specific chemicals or liquid products, contact your OPW Representative or Factory Technical Customer Service.