

Materials

- Body:** Die-cast zinc
- Protective Sleeves:** Impact resistant nylon
- Main Seals:** Viton®
- Main Spring:** Stainless steel
- Guide and Poppets:** Acetal
- Packed:** 20 per Case

66REC

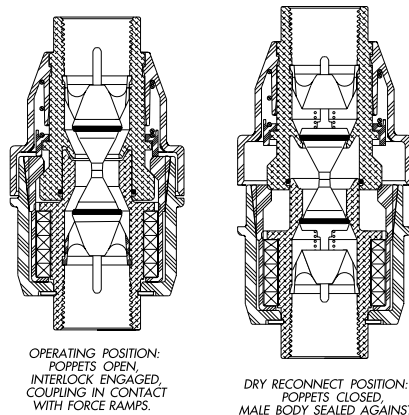


Features

- ◆ UL and ULC listed for use in gasoline, diesel and up to 10% ethanol blends. Specific listings available at www.opwglobal.com.
- ◆ Pull Force – the 66REC-1000 will break away with a pull force of no more than 350 lbs.
- ◆ Unique Double-Poppet Design – features low pressure drop.
- ◆ Coupling Halves – protected by proven plastic sleeves.
- ◆ Easily Reconnected – just “push and twist” until you hear the audible click, signifying the unit has been correctly reconnected. Reconnection force approximately 15 lbs.
- ◆ May be reconnected under wet or dry hose conditions.
- ◆ Cold weather compatible
- ◆ Line Shock – the OPW 66REC is able to absorb the effects of normal line shock through the unique design of the disconnecting features.

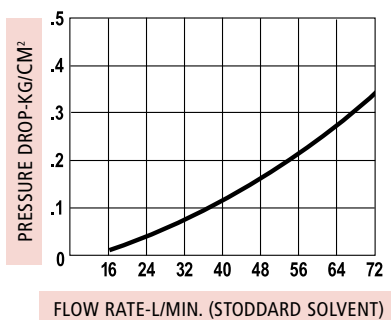
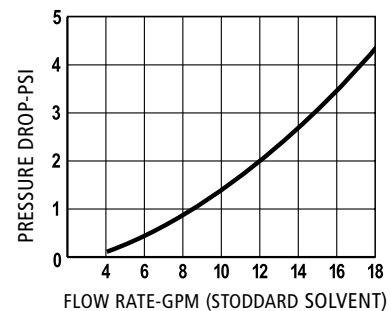
Design working pressure

- ◆ 50 psi (3.45 bar) maximum pressure.



OPW 66REC 3/4" Dry Reconnectable Breakaway

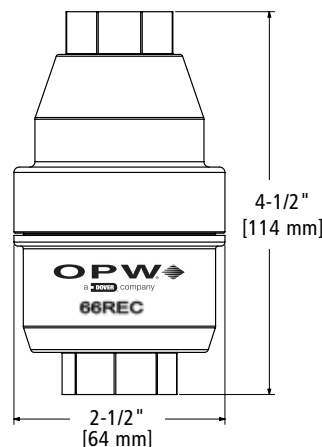
The OPW 66REC is the first dry reconnectable breakaway for the conventional dispensing market. It is designed to be installed on fuel dispensing hoses and will separate when subjected to a designated pull force. The dual valves seat automatically, stopping the flow of fuel and limiting any fuel spillage, while protecting the dispensing equipment. When reconnecting the separated halves, the 66REC seals tightly on an O-ring before the poppet stems engage to open the valve. For proper operation on high-hanging hoses, the OPW 66REC 3/4" must always be installed with a “straightening” hose with a minimum length of 9", such as the OPW 66H. For low hose applications, the OPW 66REC should be installed downstream of the retractor cable.



Ordering Specifications

Product #	in.	mm	lbs.	kg
66REC-1000	3/4" (NPT)	19	1.2	.54

NOTE: See OPW's Website at www.opwglobal.com for product instruction sheets, trouble-shooting guides, how-to-use guide and to view the Do's & Don'ts at the Gas Pump video.



**Listings and
Certifications**

